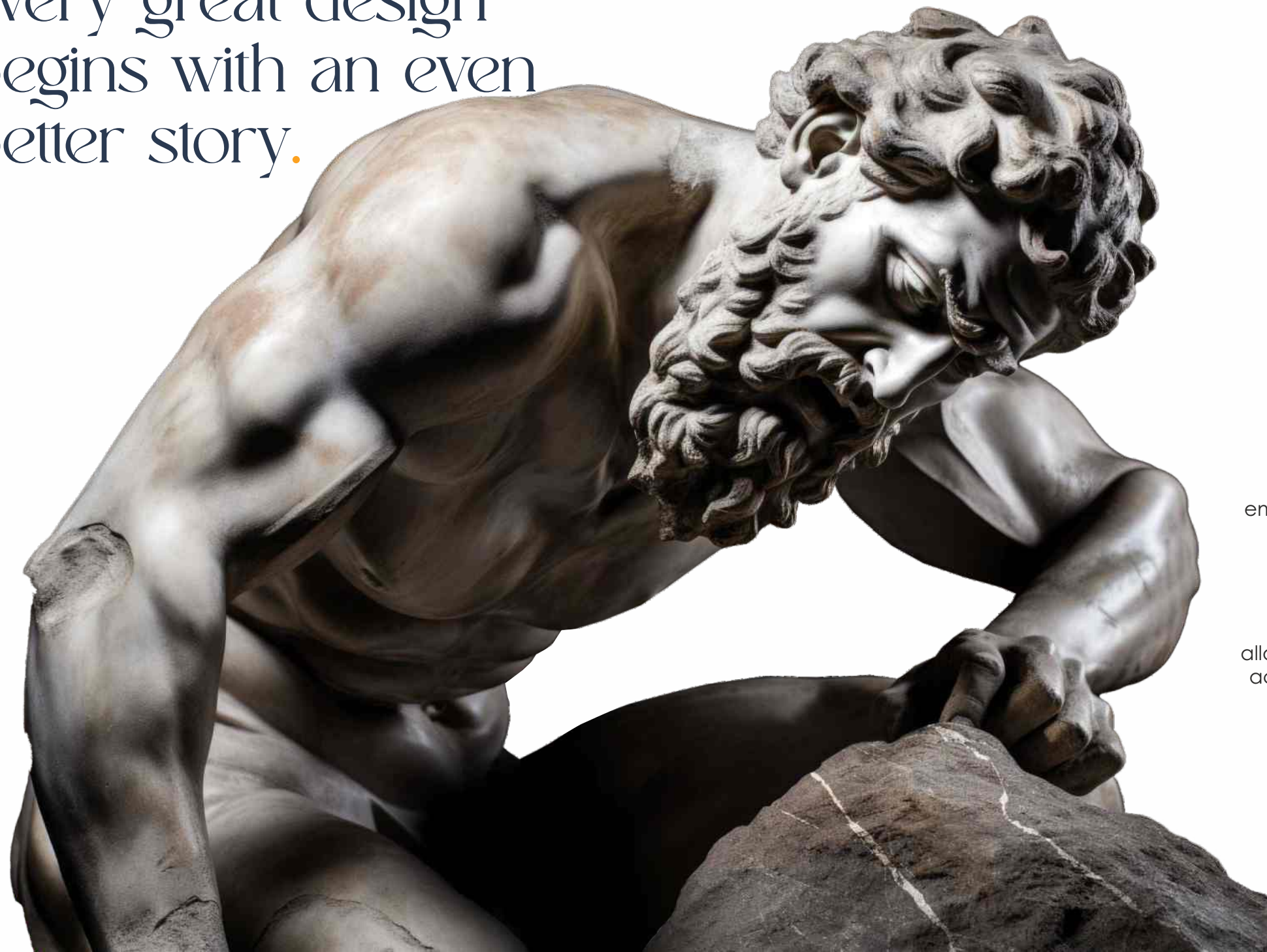


TERALLINO TWILL COLLECTION

ESSENTIAL
AND
STYLISH

600X1200MM FINEST COLLECTION

Every great design
begins with an even
better story.



About Us.

Delicate, remarkable, indistinct yet note worthy, and eminent, the Carving Surfaces from Our Company allows you to craft spaces rich in eminence and muted in accents through surfaces encompassing sheer streaks of brilliance and elegance. Delicate, remarkable, indistinct yet noteworthy, and eminent, the Glossy, Matt, Carving Surfaces from Our Company allows you to craft spaces rich in eminence and muted in accents through surfaces encompassing sheer streaks of brilliance and elegance.

Leave behind the common and ordinary luxury with streaks of elegance and finesse embodied in surfaces to transform spaces memorable.



New materials for a new era.

600x
1200mm
Finest
Collection

Glossy | Matt
Carving | Decor
Glo-cid | Sugar
and more...

DELICATE
TEXTURE &
SMOOTH TO
THE TOUCH

Advantages that make it unique.

our range of technical mass-coloured porcelain tiles plus flakes, with high-performance features. Its advanced physical, mechanical and chemical properties are achieved through a shaping technology developed to give the body of the tile a higher density, in addition, the blend of next-generation ceramic materials grants the tiles high wear resistance, allowing them to remain unchanged over time.



Mass coloured with flakes



< 140 mm³

Deep abrasion resistance



Stain resistant



9,5 mm

Single Thickness



A1

Fire resistance



Acid resistance



≥ 2400 N

Higher breaking strength



Slip resistance



≥ 45 N/mm²

Flexural strength



Does not emit VOC'S



Frost resistant



Scratch resistance

Features And Application Areas.

Designed for an endless luxurious experience, the tiles of the collection are superiorly functional and most apt for modern life and householder with numerous efficient features and wide application possibilities.

Tile features



Resistance to Deep Abrasion



Easy to Install



Resists Harsh Weather Conditions



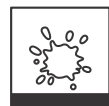
Resists Water



Resistance to Acids and Bases



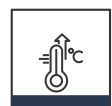
Eco-Friendly



Stain Resistance



Hygienic



Resistance to Thermal Shocks



Lightweight and Easy to Handle



Easy Cleaning



Resists Fire

Application area's



Reception



Kitchen



Living Room



Sallon & Spa



Offices



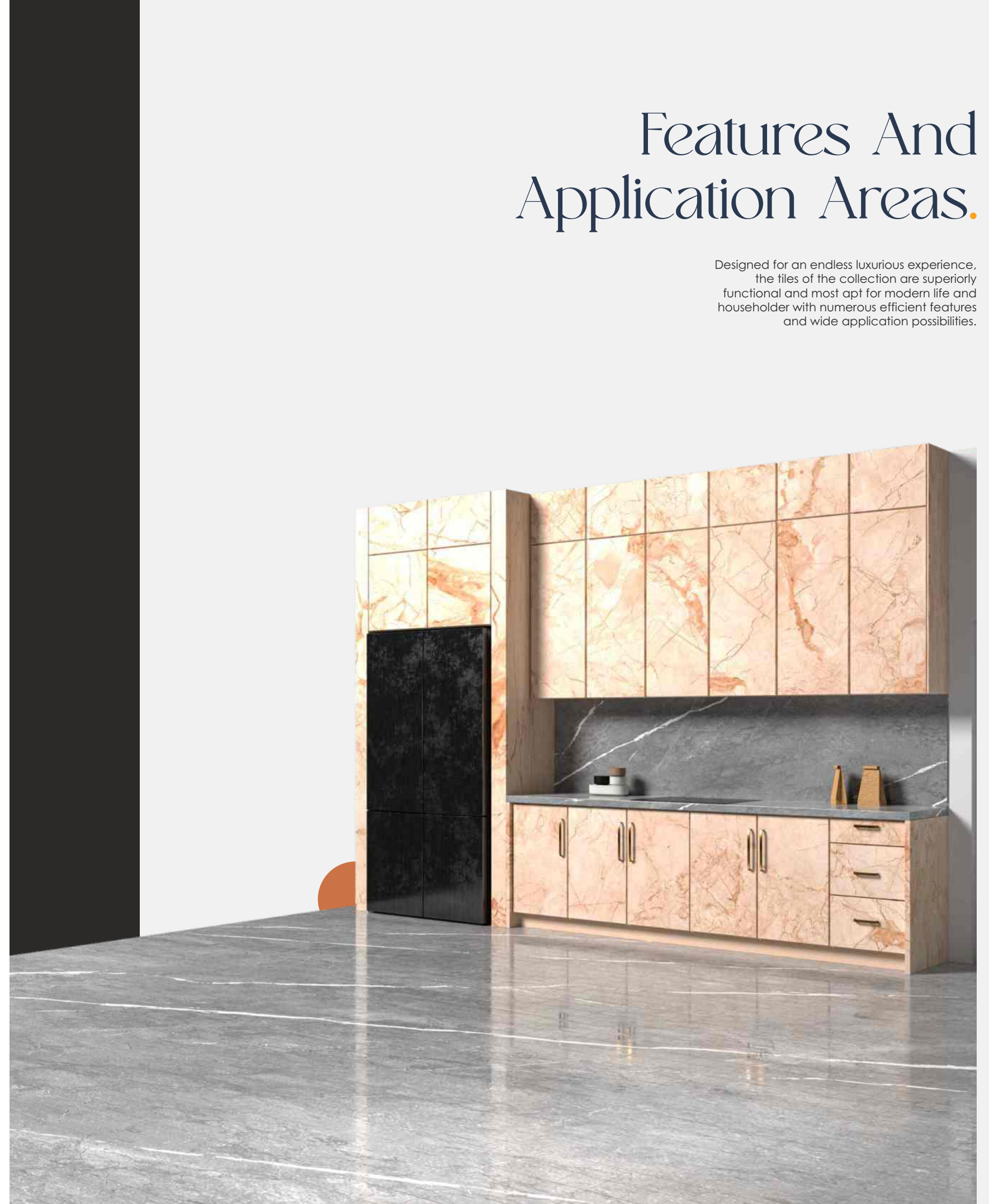
Restaurants & Hotel



Bathroom




Showroom



TWILL AQUA

Random : 01



INFORMATION

DIMENSION :
600X1200MM
60X120CM


SURFACE : MATT



TWILL AQUA

TWILL ARGILLA

Random : 01



INFORMATION

DIMENSION :
600X1200MM
60X120CM



SURFACE : MATT



TWILL ARGILLA

TWILL AZUL FONDO

Random : 01



INFORMATION

DIMENSION :
600X1200MM
60X120CM


SURFACE : MATT



TWILL AZUL FONDO

TWILL BLACK PEPPER

Random : 01



INFORMATION

DIMENSION :
600X1200MM
60X120CM

SURFACE : MATT




TWILL BLACK PEPPER



TWILL CALCE

Random : 01



INFORMATION

DIMENSION :
600X1200MM
60X120CM


SURFACE : MATT



TWILL CALCE

TWILL DESERT ELITE

Random : 01



INFORMATION

DIMENSION :
600X1200MM
60X120CM



SURFACE : MATT



TWILL DESERT ELITE

TWILL FANGO

Random : 01



INFORMATION

DIMENSION :
600X1200MM
60X120CM



SURFACE : MATT



TWILL FANGO

TWILL GESSO

Random : 01



INFORMATION

DIMENSION :
600X1200MM
60X120CM


SURFACE : MATT



TWILL GESSO

TWILL MELOGRANO

Random : 01



INFORMATION

DIMENSION :
600X1200MM
60X120CM


SURFACE : MATT



TWILL MELOGRANO

TWILL MINT LEAF

Random : 01



INFORMATION

DIMENSION :
600X1200MM
60X120CM


SURFACE : MATT



TWILL MINT LEAF

TWILL SABBIA

Random : 01



INFORMATION

DIMENSION :
600X1200MM
60X120CM

SURFACE : MATT



TWILL SABBIA